


Surface Mount **Schoolies**

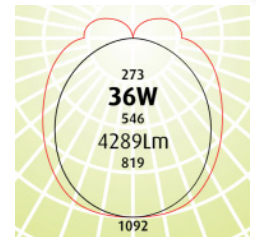
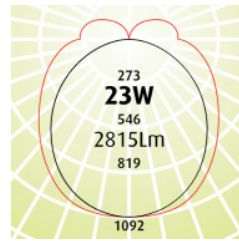


- The Schoolies is a ceiling or Suspended LED luminaire
- Easily clipped onto UniStrut extrusion with prewired Schoolies power in power out. With Sensors and Emergencies wired in if required
- Pinch and Push diffuser for quick accessibility
- LED Outputs and LED Lamp Colour options available
- Luminaire lifetime L80/B10 >60,000hours
- MacAdams 3 SDCM

Options

- Ultra Dim (Extra Low Dimming to 0.1%)
- Dim (Dali Dimming to 1%)
- EM LED (LED Emergency) c0 D20 / c90 D20
- LSL (LimeLite Sensor Light)
- WG (Wire Guard)
- USC (UniStrut clip)
- WS (3m Wire Suspension Kit)
- 90+CRI

Eg Code SCH-SM-1200-23w-4K

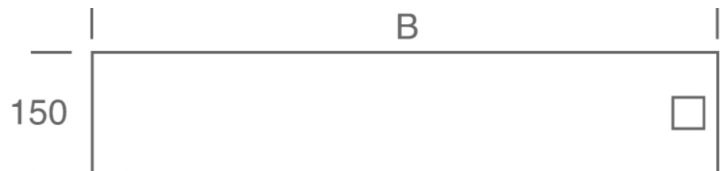


Code	Absolute Lumens	Dimensions	
	4K	A	B
SCH - SM - 600 - 13w - (2.7 or 3 or 4K)	1400Lm	620	670
SCH - SM - 600 - 19w - (2.7 or 3 or 4K)	2130Lm	620	670
SCH - SM - 900 - 18w - (2.7 or 3 or 4K)	2100Lm	870	920
SCH - SM - 900 - 28w - (2.7 or 3 or 4K)	3216Lm	870	920
SCH - SM - 1200 - 23w - (2.7 or 3 or 4K)	2815Lm	1170	1220
SCH - SM - 1200 - 36w - (2.7 or 3 or 4K)	4289Lm	1170	1220

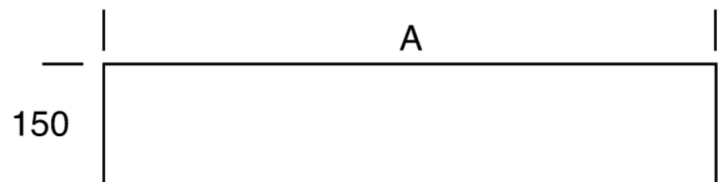
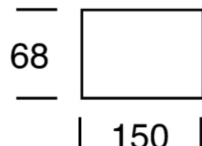
LED PRODUCT LEGEND

SCH - SM - 1200 - 23W - 4K

RANGE MOUNTING LENGTH SYSTEM WATTS LED COLOUR



LSL/LED Emergency Versions



Standard Version