



Clutter Free Ceiling

by  limeLITE

DESIGNED • MADE • OWNED





Limelite's Clutter Free Solutions

Limelite has the solution to
De Cluttering all ceilings.
In addition to our already
sleek design, Limelite's Sensor,
Emergency & LEDs can easily be
incorporated for your All In One
Clutter Free Solution.





Original Singular
Sensor

300mm

Cluttered Ceiling

Cluttered ceiling with Sensors and Emergency lighting.

Before

2x36w T8 K12 Diffuser
300mm wide

Original
Emergency
Singular Sensor

300mm

Turn page
to Limelite's
Solution



EM-LED



LSL

This room features luminaires with Limelite Sensor's and Emergency incorporated in our linears which are **virtually invisible** at the end of the light fitting.





After

**1x23W LED with Limelite
Optics Diffuser
100mm wide**

Limelite's Solution

A clean, modern,
Clutter-Free ceiling.

Case Study

Before and After case study notes

1. Limelite Luminaire Clutter Free Solution (After) is a third of the size of the cluttered luminaire option (Before) which has the fitting plus the sensor plus the emergency separate in the ceiling.

Limelite has all these features discreetly placed into the **All In One Luminaire Design**.

2. Limelite Clutter Free Luminaire Solution uses only $\frac{1}{3}$ of the metalware and acrylic and $\frac{1}{2}$ the amount of lamps to the Before luminaires. Therefore the After, Carbon Footprint is far less than the Before Luminaires.
3. The fact that the Limelite Clutter Free Lighting Solutions are manufactured in Australia using many locally manufactured components, resulting in a less Fuel Carbon footprint as well.
4. The LSL Sensor and the Emergency LED in our luminaries are cost saving due to:-
 - Less material in manufacture
 - No extra holes to be cut by the electrician
 - No extra cable to be laid
 - Wire to only one point
 - Less cost in labour on installation





Limelite Sensor integrated into light fitting





Below are the possibilities of configurations for the boardroom in the previous case study which has an area of 20m² to show light output and power usage.

100mm Tee Bar Centres

Option 1 - Limelite Linear

T-23w 6 off = total power 183W/m² = 9.09W/m²/100



300mm Tee Bar Centres

Option 2 - Tee Bar

2x36wT8 6 off = total power 474W/m² = 23.51W/m²/100



Option 3 - Tee Bar

2x28wT5 6 off = total power 372W/m² = 18.15W/m²/100



All the above options are above the 320lux required in AS1680 but only the Limelite option conforms with the BCA requirements of 10w per m² or under.

Limelite Solutions achieve the BCA and Greenstar requirements on projects, energy and light levels to give you a neat, energy efficient Limelite Lighting Solution.

The Value Added with the LSL Sensor and EM-LED discreetly mounted with in the luminaire delivers your Clutter Free Solution.

Limelite is committed to reducing our Carbon Foot Print by manufacturing clean, neat, locally made, Clutter Free Lighting Solutions.


Why not give our Solutions a go and talk to your Limelite Agent now!



Sensor

The Limelite Sensor light has automatic infrared motion switching for energy saving purposes. (BCA + GS).





Emergency

The Limelite
Emergency light is
ideal for commercial
and domestic areas.

The simple integration
of the EM LED within our
standard luminaires results
in a Clutter Free Ceiling.

HERE ARE YOUR TOOLS TO HELP ACHIEVE ALL IN ONE CLUTTER

Greenstar and BCA compliance is easily
Free Solutions below. While also



Linear Refracted Diffused Model Plaster | Tee-bar | Kitchen Light | Surface Mounted

Room Size	Units	Spacing	Average lux
5 x 5 x 2.7m (Small)	2	equally spaced	286
24 x 24 x 2.7m (Large)	100	2.4m x 2.4m	322



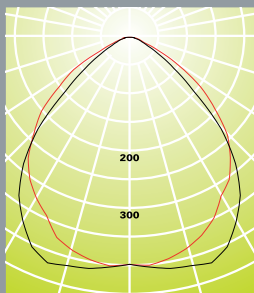
Limelite LED emergency option Tridonic gear

2.7w output | c0 D20 c90 D20 | 16m spacing at 2.7m ceiling height | test report LL14244
Can be used in Plaster, Tee Bar and Surface Mounted Linear Versions



BCA + GREENSTAR COMPLIANCE FREE SOLUTION

achieved by using any of Limelite Clutter Free delivering a low carbon footprint.

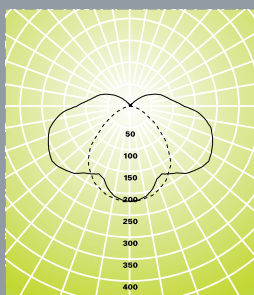


Linear model Plaster | Tee-bar | Surface mounted

Room Size	Units	Spacing	Average lux
5 x 5 x 2.7m (Small)	2	equally spaced	326
24 x 24 x 2.7m (Large)	100	2.4m x 2.4m	355



Limelite LED emergency option Tridonic gear
2.7w output | c0 D20 c90 D20 | 16m spacing at 2.7m ceiling height
Can be used in Plaster, Tee Bar and Surface Mounted Linear Versions




Storm

A range of weatherproof luminaires that are designed specifically for use in damp or corrosive areas or situations that are exposed to extreme weather conditions. These fittings range in length and suit a range of applications such as car parks, swimming pools and coastal areas.

- IES files are available on request from our agents





light the way in **2018**
2018



67 Temple Drive Thomastown Vic 3074
T 03 9465 8235 F 03 9465 8246 W www.limelitesales.com.au

